

Scaled data based on original data using  
LM-79-08 Approved Method: Electrical and Photometric Measurements of Solid-  
State Lighting Products

Test Report Prepared for  
Cooper Lighting Solutions  
(formerly Eaton)

Brand: McGRAW-EDISON

Report Number: P385409

Luminaire Tested: **GWC-SA1A-722-U-SL4**

Issue Date: 3/3/2020

**Test Information**

Test Method: LM-79-08  
Report Number: P385409  
TEST IS SCALED FROM IESNA LM-79-08 TEST DATA (G2-1903-205-24)  
Test Lab: INNOVATION CENTER  
Issue Date: 3/3/2020  
Manufacturer: COOPER LIGHTING SOLUTIONS (FORMERLY EATON)  
Product Line: MCGRAW-EDISON  
Catalog Number: GWC-SA1A-722-U-SL4  
Description: GALLEON WALL LUMINAIRE  
(1) 70 CRI, 2200K, 615mA LIGHTSQUARE WITH 16 LEDS AND TYPE IV SPILL LIGHT  
ELIMINATOR OPTICS  
Light Source: -  
Ballast/Driver: ELECTRONIC DRIVER

**Summary**

Lumens per Lamp: N/A  
Luminaire Lumens: 3476 lumens  
Efficiency: N/A  
Efficacy: 102.2 lumens/watt  
Luminous Opening: Rectangular (W 0.5' x L: 0.5' x H: 0')  
IES Classification: Type IV - Short  
BUG Rating: B1 - U0 - G2

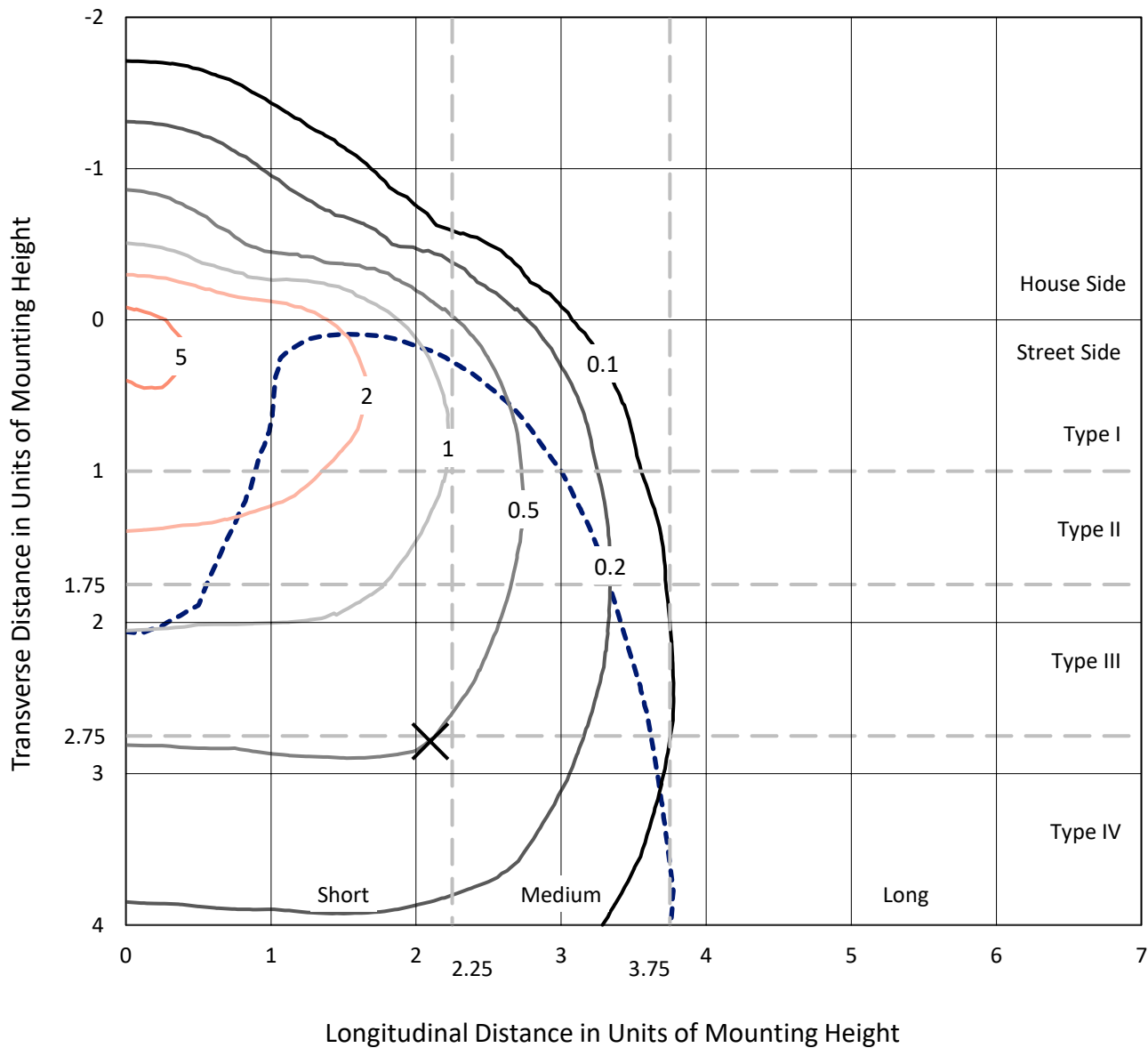
Input Watts (W): 34  
Input Voltage (V): NR  
Input Current (Ain): NR  
Voltage Rise (V): NR  
Power Factor: NR  
Total Harmonic Distortion (THDi): NR  
Frequency (hertz): 60  
Stabilization Time: NR  
Operation Time: NR  
Ambient Temperature (°C): NR  
Test Distance: 24 FT



REPORT NUMBER: P385409  
 CATALOG NUMBER: GWC-SA1A-722-U-SL4

### Iso-Footcandle Lines of Horizontal Illumination

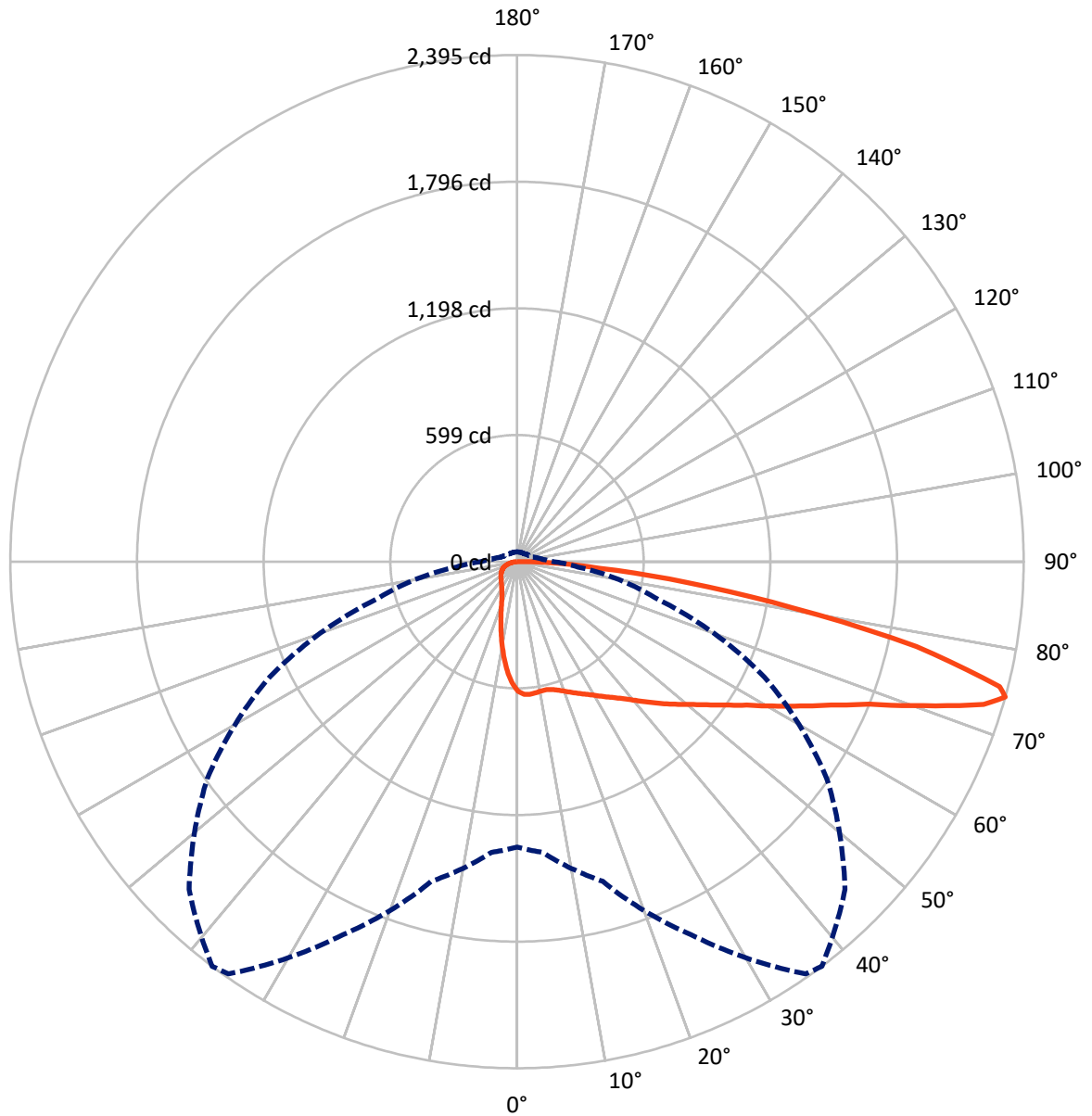
× Max cd  
 - - - 1/2 Max cd



Based on 10 foot mounting height. Maximum calculated value = 6.2 fc  
 Type IV - Short - N/A

REPORT NUMBER: P385409  
CATALOG NUMBER: GWC-SA1A-722-U-SL4

### Luminous Intensity Polar Plot



— Vertical Plane Through 37-Deg Lateral    - - - Horizontal Cone Through 74-Deg Vertical

REPORT NUMBER: P385409

CATALOG NUMBER: GWC-SA1A-722-U-SL4

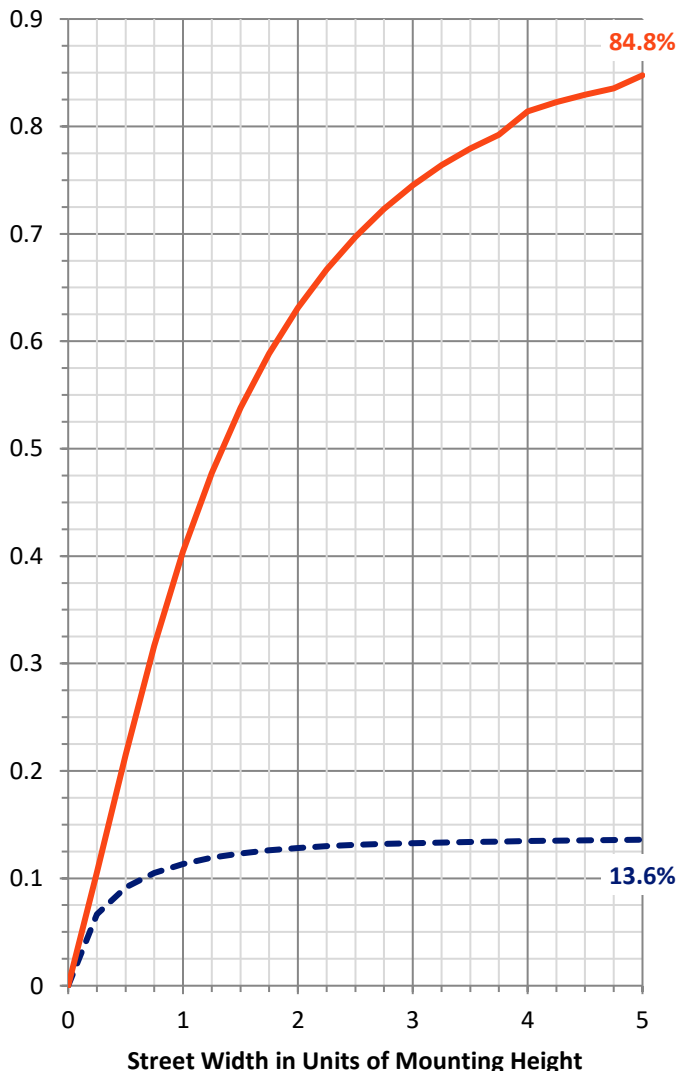
**FLUX DISTRIBUTION:**

		Downward	Upward	Total
<b>House Side</b>	Lumens	478.3	0.0	478.3
	% Fixture	13.8	0.0	13.8
<b>Street Side</b>	Lumens	2997.7	0.0	2997.7
	% Fixture	86.2	0.0	86.2
<b>Total</b>	Lumens	3476.0	0.0	3476.0
	% Fixture	100.0	0.0	100.0

**ZONAL LUMENS:**

Zone	Lumens	% Fixture
0°-10°	53.9	1.6
10°-20°	138.2	4.0
20°-30°	213.0	6.1
30°-40°	309.7	8.9
40°-50°	455.9	13.1
50°-60°	640.2	18.4
60°-70°	810.3	23.3
70°-80°	713.5	20.5
80°-90°	141.1	4.1
90°-100°	0.0	0.0
100°-110°	0.0	0.0
110°-120°	0.0	0.0
120°-130°	0.0	0.0
130°-140°	0.0	0.0
140°-150°	0.0	0.0
150°-160°	0.0	0.0
160°-170°	0.0	0.0
170°-180°	0.0	0.0
0°-90°	3476.0	100.0
0°-180°	3476.0	100.0

**Coefficient of Utilization**



REPORT NUMBER: P385409

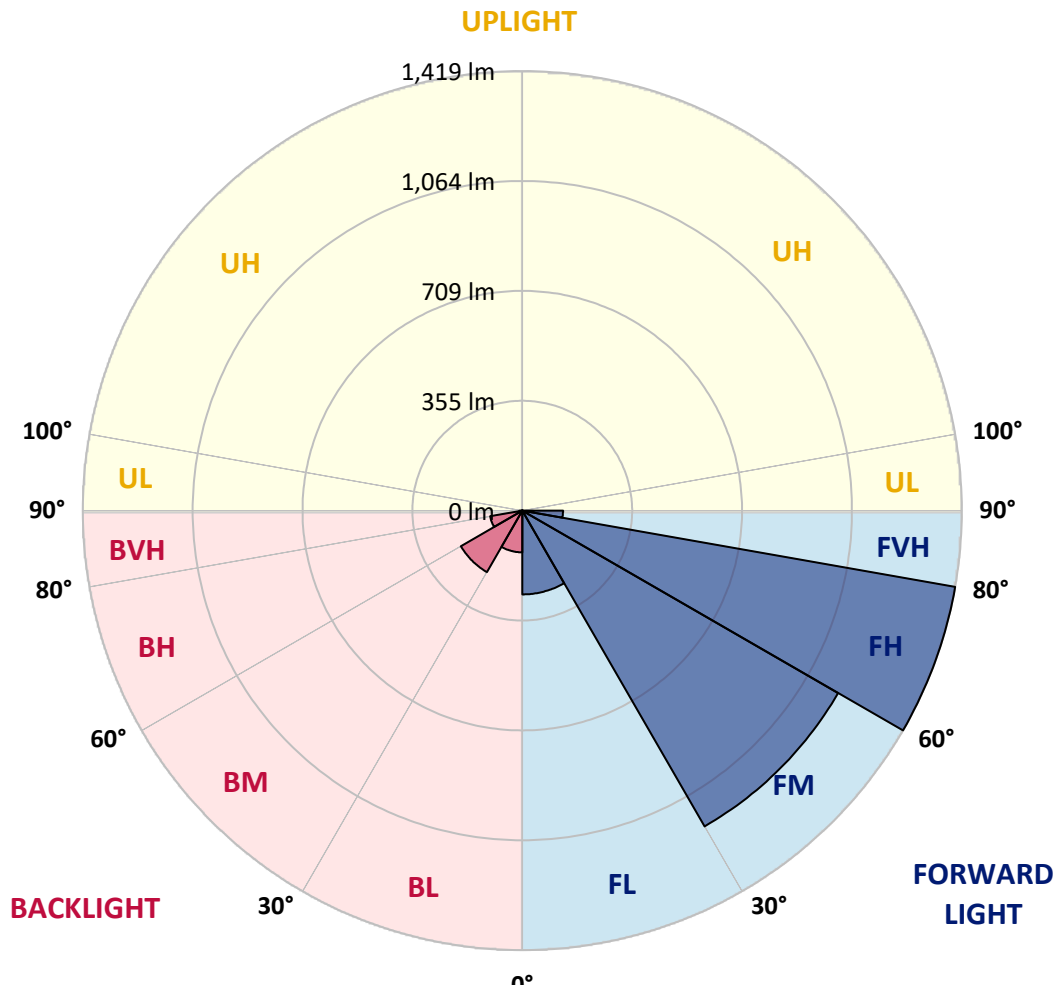
CATALOG NUMBER: GWC-SA1A-722-U-SL4

**LUMINAIRE CLASSIFICATION SYSTEM LUMEN TABLE AND BUG RATING:**

Zone	Lumens	% Fixture	Zone Rating/Lumen Limit		
			B	U	G
FL (0°-30°)	270.5	7.8			
FM (30°-60°)	1177.0	33.9			
FH (60°-80°)	1418.7	40.8			G1/1800
FVH (80°-90°)	131.5	3.8			G2/225
BL (0°-30°)	134.7	3.9	B1/500		
BM (30°-60°)	228.9	6.6	B1/1000		
BH (60°-80°)	105.1	3.0	B0/110		G0/110
BVH (80°-90°)	9.6	0.3			G0/10
UL (90°-100°)	0.0	0.0		U0/0	
UH (100°-180°)	0.0	0.0		U0/0	

**BUG Rating: B1-U0-G2**

Type IV Short





REPORT NUMBER: P385409  
 CATALOG NUMBER: GWC-SA1A-722-U-SL4

**CANDELA DISTRIBUTION (FULL):**

	0°	5°	15°	25°	35°	37°	45°	55°	65°	75°	85°
0°	612.5	612.5	612.5	612.5	612.5	612.5	612.5	612.5	612.5	612.5	612.5
2.5°	633.4	633.5	633.4	632.4	630.1	628.1	626.5	624.2	619.1	615.2	609.3
5°	639.4	638.7	638.2	636.3	632.7	630.5	627.4	623.0	614.5	606.7	597.2
7.5°	636.6	635.7	634.6	632.4	628.3	626.4	622.1	616.4	606.2	595.9	582.2
10°	627.9	627.6	627.2	626.7	623.1	621.6	617.7	611.6	601.6	589.1	573.0
12.5°	618.2	618.8	620.8	623.4	621.8	621.0	618.6	614.4	604.1	590.7	571.3
15°	612.1	613.8	619.1	625.8	627.2	626.9	626.3	623.6	612.7	597.8	575.2
17.5°	610.0	612.8	622.9	634.0	637.9	638.8	639.0	634.4	622.3	606.5	579.3
20°	613.8	617.4	632.0	647.4	653.6	654.1	653.0	644.9	631.3	613.9	581.5
22.5°	625.3	628.5	646.9	664.1	671.2	672.0	668.7	656.4	640.9	622.7	584.5
25°	647.5	651.4	669.8	687.0	690.7	690.8	686.0	670.9	653.4	635.1	591.2
27.5°	676.4	680.3	696.8	713.7	711.8	710.7	704.2	689.0	669.6	652.1	602.9
30°	708.6	712.9	728.5	740.5	735.9	733.7	728.4	708.8	692.3	675.4	620.9
32.5°	741.9	745.8	759.5	767.7	761.8	760.9	752.9	735.0	721.8	710.9	650.0
35°	776.0	778.9	792.3	797.0	789.1	788.9	786.7	770.3	762.0	767.1	692.4
37.5°	810.9	811.7	823.2	823.4	821.1	822.1	824.4	814.1	816.4	832.5	747.5
40°	842.0	844.0	852.3	854.9	858.9	862.4	874.0	867.3	885.3	913.7	816.1
42.5°	865.1	868.9	882.2	888.8	901.9	907.3	923.7	930.0	966.2	1008.8	897.6
45°	884.5	890.4	911.8	925.4	947.6	957.0	980.5	1001.5	1057.7	1112.0	983.5
47.5°	905.6	913.1	939.9	965.8	995.9	1006.6	1049.3	1080.7	1155.2	1215.9	1064.4
50°	936.6	942.3	968.5	1009.3	1046.9	1060.6	1119.7	1164.7	1254.4	1314.8	1134.6
52.5°	979.8	977.6	999.7	1056.9	1107.4	1124.3	1194.9	1254.1	1354.9	1404.3	1193.8
55°	1023.3	1019.6	1035.1	1106.8	1177.9	1195.7	1277.7	1343.8	1450.6	1484.9	1239.2
57.5°	1071.6	1064.6	1077.7	1163.0	1258.2	1279.4	1370.4	1439.2	1544.6	1550.0	1268.1
60°	1121.5	1112.0	1126.7	1232.6	1360.2	1385.2	1478.9	1532.2	1633.3	1602.2	1277.4
62.5°	1165.0	1158.4	1181.1	1310.4	1475.2	1502.6	1585.4	1631.2	1720.7	1623.8	1243.9
65°	1203.1	1204.2	1243.4	1397.8	1603.4	1632.6	1707.6	1753.1	1789.5	1611.0	1165.4
67.5°	1248.5	1254.8	1321.6	1512.9	1764.8	1796.8	1885.4	1886.1	1827.9	1535.6	1010.9
70°	1314.8	1327.6	1429.3	1672.6	1994.2	2038.3	2106.6	1964.2	1773.9	1331.1	795.4
72.5°	1373.6	1397.6	1543.8	1855.2	2273.9	2307.3	2236.0	1919.2	1548.3	997.5	495.5
74°	1349.7	1379.4	1564.6	1945.2	2379.2	2395.2	2192.3	1787.7	1290.9	690.8	288.0
75°	1298.3	1330.6	1534.2	1944.4	2365.8	2356.9	2086.8	1637.4	1063.2	471.2	191.6
77.5°	1047.7	1081.9	1292.7	1666.4	1939.9	1931.4	1603.0	1098.4	465.6	154.5	97.3
80°	609.2	635.2	802.5	1058.3	1308.1	1323.4	1054.2	543.5	183.2	86.8	66.0
82.5°	270.6	288.6	387.7	540.2	789.4	809.1	552.1	284.8	113.1	52.8	39.7
85°	177.5	190.9	235.3	257.3	375.9	389.4	270.2	221.7	74.7	29.0	29.1
87.5°	127.7	140.6	174.8	152.7	172.5	163.3	147.1	205.2	30.0	16.5	9.8
90°	0.0	0.0	0.0	0.0	0.0	0.0	0.0	0.0	0.0	0.0	0.0



REPORT NUMBER: P385409  
 CATALOG NUMBER: GWC-SA1A-722-U-SL4

**CANDELA DISTRIBUTION (continued):**

	90°	95°	105°	115°	125°	135°	145°	155°	165°	175°	180°
0°	612.5	612.5	612.5	612.5	612.5	612.5	612.5	612.5	612.5	612.5	612.5
2.5°	606.7	604.7	600.3	592.0	587.4	583.4	576.9	573.2	571.4	571.3	572.1
5°	591.6	587.1	575.7	561.8	550.6	540.5	527.8	520.3	514.9	511.7	512.5
7.5°	574.1	567.0	549.2	526.9	509.0	489.3	469.8	458.2	449.1	442.4	443.6
10°	562.1	552.3	526.3	494.2	464.4	435.8	409.0	392.9	380.2	370.4	371.1
12.5°	558.1	544.9	508.7	465.9	424.1	385.0	349.9	325.3	312.2	301.1	301.9
15°	558.7	541.0	494.1	440.4	387.9	338.6	296.1	267.3	249.5	241.8	241.9
17.5°	559.2	536.4	478.6	413.1	352.0	295.2	249.0	219.9	203.1	196.0	196.2
20°	557.6	529.1	459.5	381.8	314.6	255.4	210.7	186.0	173.3	167.7	167.7
22.5°	555.5	520.4	438.0	350.3	277.6	220.9	183.3	164.4	157.1	153.4	153.3
25°	556.5	513.9	415.9	318.0	243.5	193.3	165.1	152.6	147.7	145.3	145.2
27.5°	561.8	510.8	395.6	285.8	213.8	172.6	152.8	144.0	140.8	139.3	139.3
30°	571.3	510.8	374.4	258.4	189.1	157.3	143.4	137.4	135.2	134.2	134.2
32.5°	588.0	513.6	354.0	231.2	169.3	145.3	135.5	131.5	129.8	129.3	129.3
35°	616.6	523.2	334.0	205.5	153.4	135.5	128.1	125.7	124.5	124.4	124.8
37.5°	656.9	542.7	315.3	186.5	142.2	127.6	121.8	120.0	119.3	119.9	120.4
40°	707.6	569.1	298.3	169.3	133.6	121.2	116.1	114.9	114.5	115.3	116.1
42.5°	768.8	604.9	284.3	157.0	127.0	115.8	111.2	109.7	109.3	110.3	111.3
45°	835.1	643.3	274.5	147.8	121.8	111.8	106.9	105.3	104.6	105.1	106.2
47.5°	895.3	679.7	270.6	141.3	116.9	108.4	103.1	101.1	99.9	99.7	100.5
50°	946.1	706.7	272.4	137.4	113.0	104.6	99.4	97.2	95.4	94.3	94.9
52.5°	983.1	723.8	274.1	135.7	110.0	100.4	95.4	93.3	90.9	89.0	89.0
55°	1009.9	727.7	270.4	134.3	107.6	95.9	90.9	88.9	86.4	84.4	84.1
57.5°	1020.4	716.7	256.3	132.4	106.0	91.6	86.1	84.6	82.5	80.1	80.0
60°	1006.2	682.6	229.1	128.2	104.0	88.0	81.3	80.3	79.3	77.0	76.9
62.5°	949.2	607.9	193.9	119.7	99.8	84.2	76.9	77.4	77.5	75.9	75.7
65°	845.7	505.3	159.7	108.7	93.5	79.7	72.4	74.7	76.0	75.8	75.4
67.5°	695.4	393.3	135.3	97.1	85.3	73.5	67.5	70.2	71.3	72.1	71.9
70°	516.1	277.3	111.9	84.9	75.4	66.1	61.1	62.4	61.7	62.7	63.1
72.5°	287.7	166.4	91.2	72.6	65.1	57.5	54.0	53.8	52.2	52.2	52.2
74°	172.6	122.1	80.2	65.0	58.9	51.9	48.9	47.8	46.3	46.4	46.3
75°	138.8	104.9	73.6	60.0	54.5	48.6	45.5	44.1	43.0	43.0	42.9
77.5°	87.7	79.7	59.3	47.8	43.6	40.0	38.0	36.0	36.0	35.9	35.8
80°	66.2	63.4	46.2	36.1	33.4	30.7	29.4	28.5	28.5	28.9	28.8
82.5°	45.4	47.8	32.4	25.2	23.9	21.9	21.7	21.8	21.4	20.9	20.8
85°	33.2	35.9	21.9	15.9	14.6	13.3	14.3	14.8	14.2	13.1	12.6
87.5°	12.7	23.5	11.8	6.6	6.1	5.3	6.1	6.4	6.9	5.4	5.5
90°	0.0	0.0	0.0	0.0	0.0	0.0	0.0	0.0	0.0	0.0	0.0



Signify Classified - Internal  
Cooper Lighting Solutions Photometric Lab  
1121 Highway 74 South  
Peachtree City, GA 30269

Scaled Data Report



Report Generated By 670245982

Signify Classified - Internal  
Cooper Lighting Solutions Photometric Lab  
1121 Highway 74 South  
Peachtree City, GA 30269

Scaled Data Report



Signify Classified - Internal  
Cooper Lighting Solutions Photometric Lab  
1121 Highway 74 South  
Peachtree City, GA 30269

Scaled Data Report



Signify Classified - Internal  
Cooper Lighting Solutions Photometric Lab  
1121 Highway 74 South  
Peachtree City, GA 30269

Scaled Data Report





--- HS    — SS

Signify Classified - Internal  
Cooper Lighting Solutions Photometric Lab  
1121 Highway 74 South  
Peachtree City, GA 30269

Scaled Data Report



u

Signify Classified - Internal  
Cooper Lighting Solutions Photometric Lab  
1121 Highway 74 South  
Peachtree City, GA 30269

Scaled Data Report



Signify Classified - Internal  
Cooper Lighting Solutions Photometric Lab  
1121 Highway 74 South  
Peachtree City, GA 30269

Scaled Data Report



(END OF REPORT)